

# 450

NON INSULATED


# 451

INSULATED

**doorLink**  
Manufacturing, Inc.®

24 GAUGE

FLUSH PANEL



## 450

PAINT

**1.0**  
MIL

## 451

PAINT

**1.0**  
MIL

EFFICIENCY

**6.85**  
R-VALUE

INTERIOR

**VINYL**  
SKIN

Constructed of top quality materials, flush panel with deep woodgrain texture and two coat prefinished paint system all combine to enhance the beauty of your home.

Configure your door on our website at

[www.DoorLinkMfg.com](http://www.DoorLinkMfg.com)

# 450

NON INSULATED

# 451

INSULATED

## 24 GAUGE

### FLUSH PANEL

## 450/451 STANDARD FEATURES

### 24 GAUGE METAL

Hot dipped galvanized steel construction with hemmed inside return rail provides superior strength and durability.

### 1.0 MIL PAINT SYSTEM

Includes .25 mil rust inhibiting primer and .75 mil exterior top coat that resists fading and chalking while providing consistent color from panel to panel, and long life.

### ROLLED SAFETY EDGES ON SECTION JOINTS

Eliminates sharp edges, and provides extra strength.

### 19 GAUGE HOT DIPPED GALVANIZED STILES

Heavy duty metal stiles give strong rigid support for all hinges, rollers and operator attachment.

### STILES ATTACHED WITH RIVETS

Provides superior strength when compared to common sheet metal joining methods.

### TONGUE AND GROOVE MEETING RAILS

For superior strength and better sealing against wind, rain and snow.

### RIGID ALUMINUM RETAINER

Provides added strength while securing replaceable u-shaped bottom weatherstrip to help keep the elements out.



### SIZES AVAILABLE

#### DOOR WIDTH

8', 9', 10', 12', 14', 15', 16', 17', 18', 20', 22'

#### HEIGHTS AVAILABLE:

6'6" 6'9" 7'0" 7'6" 7'9" 8'0"

## 451 ADDITIONAL FEATURES

### R VALUE 6.85 INSULATION

Enhances your home's energy savings, makes your door operation quieter, and reduces exterior noise in your garage.

### CFC FREE EXPANDED POLYSTYRENE

Environmentally friendly insulation that will not degrade with vibration or time.

### HIGH IMPACT PLASTIC BACK COVER

Protects the insulation, and enhances the interior look of your garage door.

### COLORS



WHITE



SANDSTONE



ALMOND



BROWN



DESERT TAN

BROCHURE COLOR  
MAY VARY FROM  
ACTUAL PRODUCT.


### CONSTRUCTION

Tongue and groove meeting rails.

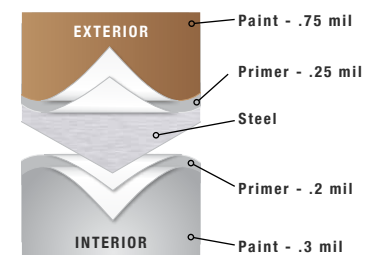
CFC free expanded polystyrene insulation.

19 gauge hot dipped galvanized steel stiles.

Rigid aluminum retainer.



### PAINT LAYERS



Your Local Authorized Dealer:

To view this product online:

